

Waterproof Scale

FW500 Series



Waterproof Scale

FW500 series offers a large stainless steel tray and IP69k waterproof design, which is perfectly protected from high pressure and high temperature washing. The scale is ideal for wet and hygienic circumstances such as fish market, food manufacturing and feeding facilities.




Waterproof(IP69k)



Stainless Steel Tray



High accuracy and fast operation



Rear Display

FEATURES

- IP69k (Waterproof)
- Large stainless steel tray
- Fast and accurate weighing operation (1/3,000 [Dual Interval])
- Auto power off
- Bright and large display
- Rear display

• IP69k waterproof design

- IP69k to withstand high temperature, high pressure waterproof, therefore weighing in wet places is very stable.



• Large stainless steel tray

- It is large enough to withstand materials and maintain hygienic condition, as well.




• High accuracy and fast operation

- 1/3,000 Dual interval and fast but stable display rate enhance your productivity.



• Economical and Convenient

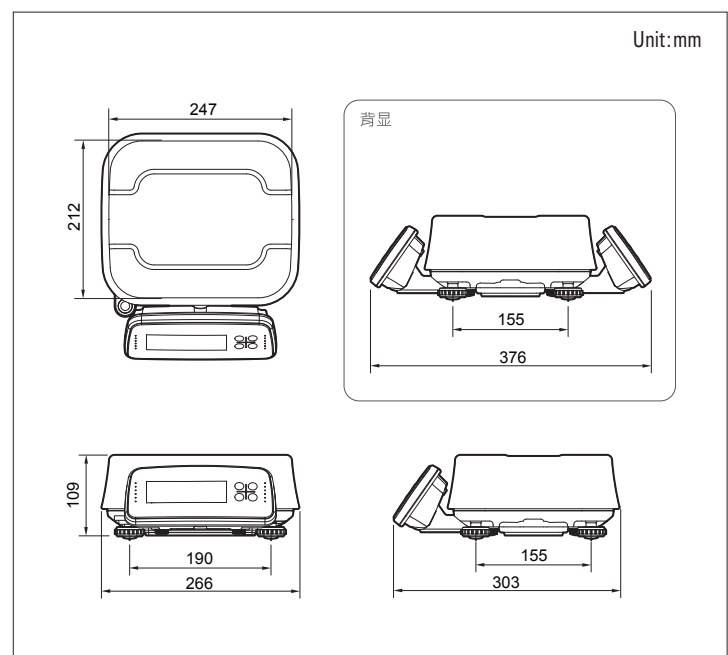
- Long-lasting rechargeable battery and auto power-off function are very efficient and easy to use.



SPECIFICATIONS

Model	FW500-C			FW500-E		
	Capacity (kg)	Repeatability (g)	Resolution	Capacity (kg)	Repeatability (g)	Resolution
Capacity (kg)	3/6	6/15	15/30	3/6	6/15	15/30
Repeatability (g)	6/15	2/5	5/10	1/2	2/5	5/10
Resolution	1/3,000 (Dual Interval)					
Display Type	LCD			LED		
Display	5 digit (height 35mm)			6 digit (height 19mm)		
Status	Stable, Zero, Tare, Unit(kg), BAT					
Key	Zero, Tare, Hold, Power					
Function	Hold, Auto power off					
Power	Dry battery (D size 1.5V x 4ea) 12V/1.5A Adaptor			6V Rechargeable battery 12V/1.5A Adaptor		
Battery Life	Manganese dry battery : About 1,200 hours Alkaline dry battery : About 2,500 hours *for single display			Rechargeable battery : About 100 hours *for single display		
Operation Temperature (°C)	-10~ +40					
Tray Size (mm)	247 (W) x 212 (D)					
Dimension (mm)	266 (W) x 303 (D) x 109 (H)					
Product Weight (kg)	3.0			3.3		

DIMENSIONS



OPTIONS

- AC adaptor (Only FW500-C)
- Rear display

